



### District Report Card: 2017


<b>State:</b> Gujarat	<b>District:</b> Botad
<b>Class:</b> 5	<b>Subject:</b> Language
<b>Schools:</b> 61	<b>Students:</b> 1620


### Participation/Coverage


#### Students

<b>GENDER</b> 	Boys		Girls	
	Number	%	Number	%
	780	48.15	840	51.85

<b>AREA</b> 	Rural		Urban	
	Number	%	Number	%
	1365	84.26	255	15.74

<b>CATEGORY</b> 	SC		ST		OBC		GEN	
	Number	%	Number	%	Number	%	Number	%
	86	5.31	40	2.47	1454	89.75	40	2.47

<b>CWSN</b> 	LD	VI	HI	S&LD	ID	Oth
	1	9	0	1	2	5

<b>Management</b> 	Government		Government-aided	
	Number	%	Number	%
	1620	100.00	0	0.00

### Average Performance of Students in Language (%)

Overall	Gender		Area		Management		Social Group			
	Male	Female	Rural	Urban	Govt.	Aided	SC	ST	OBC	GEN
63.68	62.44	64.83	62.39	70.59	63.68	0.00	63.72	55.17	63.82	66.83

### Performance on Learning Outcomes (LOs)

Learning Outcomes	Description	Average Performance(%)
L504	Reads and comprehends independently storybooks, news items/ headlines, advertisements etc.	61.77
L508	Reads text with comprehension, locates details and sequence of events	64.64

Range of Performance of Students who Answered Correctly							
Below 30%		30% - 50%		50% - 75%		Above 75%	
Number	%	Number	%	Number	%	Number	%
152	9.38	320	19.75	562	34.69	586	36.17

### Lowest Performing Learning Outcomes (LOs)

- 1 - Reads and comprehends independently storybooks, news items/ headlines, advertisements etc. (61.77)
- 2 - Reads text with comprehension, locates details and sequence of events (64.64)